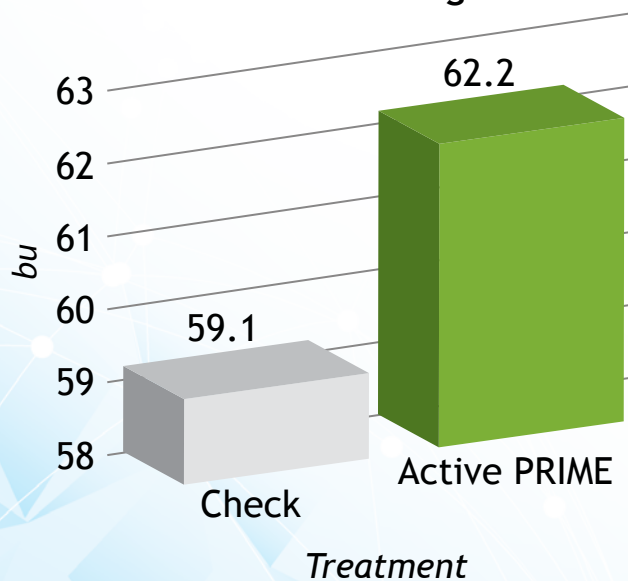


## YIELD DATA - 4 YEAR AVERAGE


4 YEARS OF 3<sup>RD</sup> PARTY FIELD RESEARCH with MARA, SARDA, AGQUEST, ICMS, NEWMARK RESEARCH

Treatment	Yield (bu/acre)				Mean Yield (bu/acre)	% Increase
	2013	2014	2015	2016		
Check	77	63.3	50.9	45.3	59.1	
Active PRIME	81	66.1	54.2	47.3	62.2	5.1

Yield - 4 Year Average



RESEARCH CONDUCTED BY AGQUEST, SASKATOON, SK

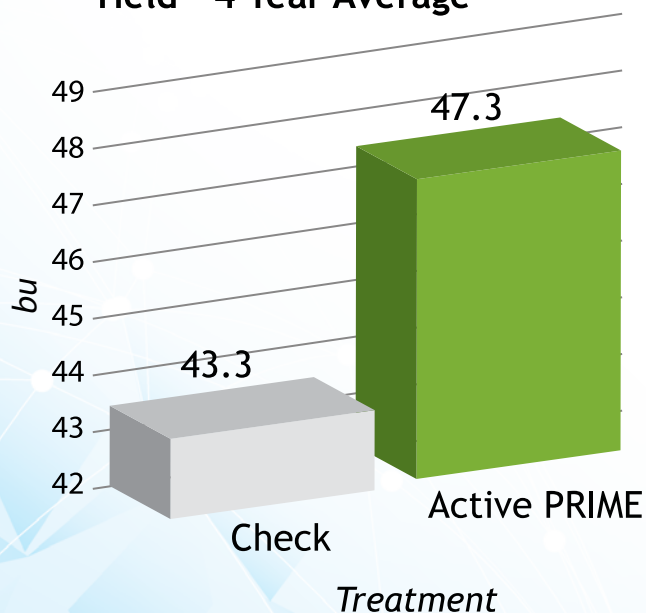


YIELD DATA - 4 YEAR AVERAGE

4 YEARS OF 3<sup>RD</sup> PARTY FIELD RESEARCH with MARA, SARDA, AGQUEST, ICMS, NEWMARK RESEARCH

Treatment	Yield (bu/acre)				Mean Yield (bu/acre)	% Increase
	2013	2014	2015	2016		
Check	45	52	42.3	33.8	43.3	
Active PRIME	49	59.6	44.7	35.7	47.3	9.2

Yield - 4 Year Average



RESEARCH CONDUCTED BY AGQUEST, MINTO, MB

**CHECK**

**Active PRIME**

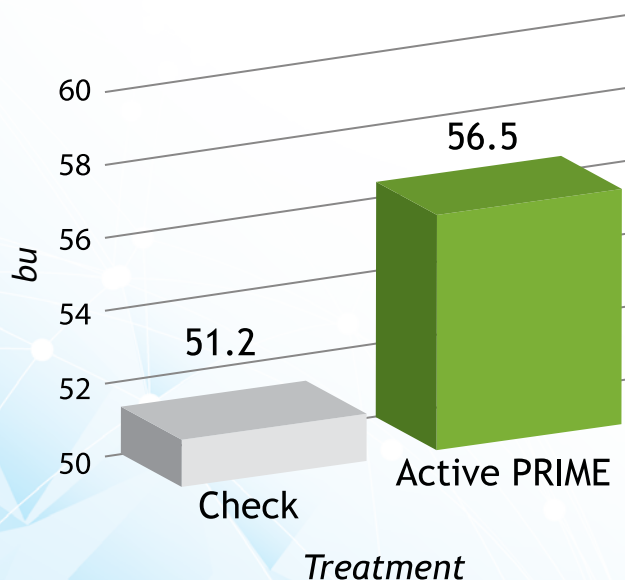


## YIELD DATA - 4 YEAR AVERAGE

4 YEARS OF 3<sup>RD</sup> PARTY FIELD RESEARCH with MARA, SARDA, AGQUEST, ICMS, NEWMARK RESEARCH

Treatment	Yield (bu/acre)				Mean Yield (bu/acre)	% Increase
	2013	2014	2015	2016		
Check	68	10.1	58.1	68.7	51.2	
Active PRIME	72	22.8	60.6	70.4	56.5	10.2

Yield - 4 Year Average



RESEARCH CONDUCTED BY AGVISE RESEARCH, GRAND FORKS, ND

CHECK



Active PRIME

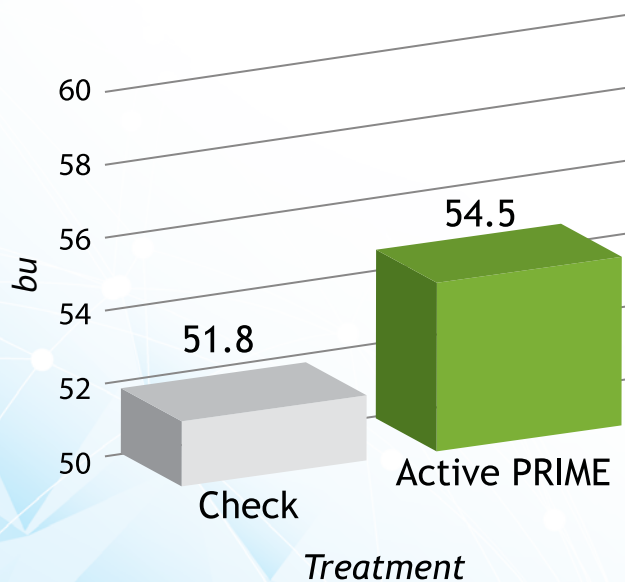


YIELD DATA - 2016


3<sup>RD</sup> PARTY FIELD RESEARCH with AGQUEST

Treatment	Average Yield (bu/acre)	% Increase
Check	51.8	
Active PRIME	54.5	5.3

Yield - 2016



RESEARCH CONDUCTED BY AGQUEST, SASKATOON, SK



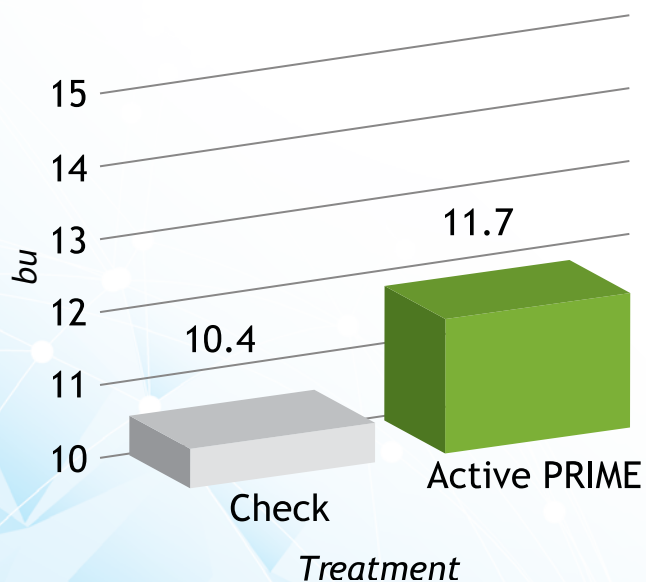


## YIELD DATA - 2016


3<sup>RD</sup> PARTY FIELD RESEARCH with AGQUEST

Treatment	Average Yield (bu/acre)	% Increase
Check	10.4	
Active PRIME	11.7	12.5

### Yield - 2016



RESEARCH CONDUCTED BY AGQUEST, SASKATOON, SK

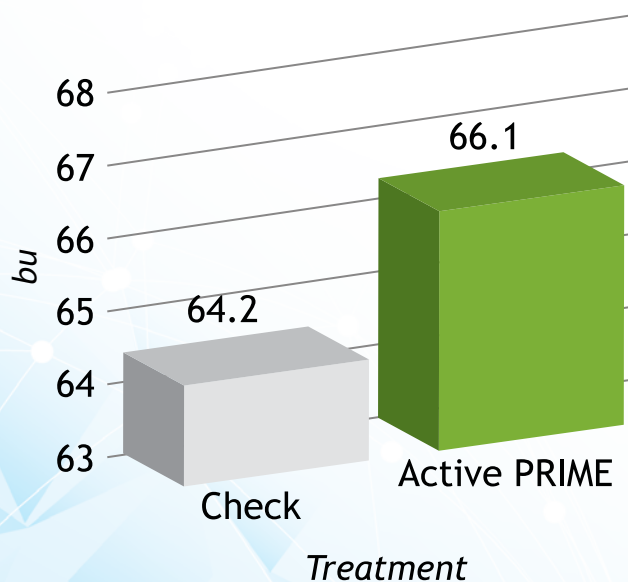


## YIELD DATA - 2016


3<sup>RD</sup> PARTY FIELD RESEARCH with AGQUEST

Treatment	Average Yield (bu/acre)	% Increase
Check	64.2	
Active PRIME	66.1	3

Yield - 2016



RESEARCH CONDUCTED BY AGQUEST, SASKATOON, SK

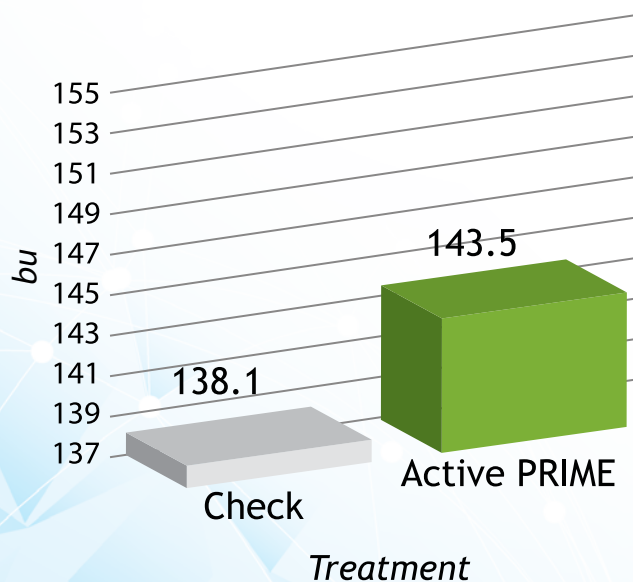


### YIELD DATA - 2016


3<sup>RD</sup> PARTY FIELD RESEARCH with AGQUEST

Treatment	Average Yield (bu/acre)	% Increase
Check	138.1	
Active PRIME	143.5	3.9

### Yield - 2016



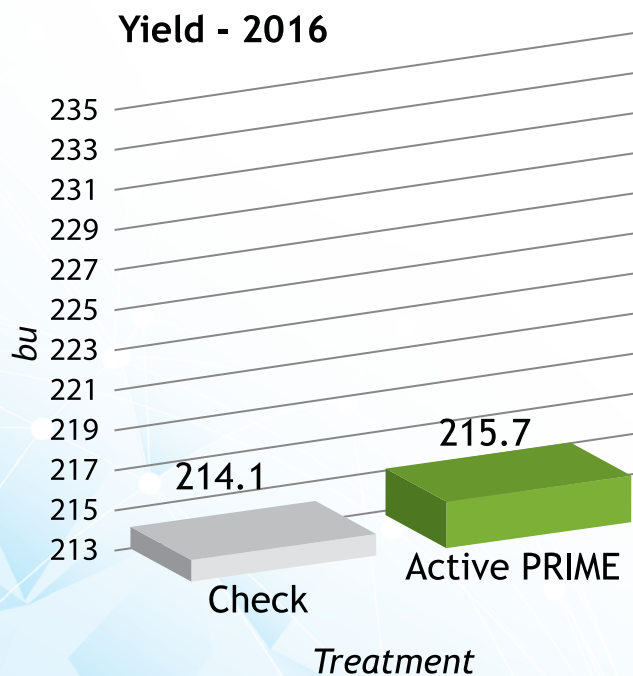
RESEARCH CONDUCTED BY AGQUEST, SASKATOON, SK



YIELD DATA - 2016

3<sup>RD</sup> PARTY FIELD RESEARCH conducted by CROPVISE RESEARCH

Treatment	Average Yield (bu/acre)	% Increase
Check	214.1	
Active PRIME	215.7	0.8



RESEARCH CONDUCTED BY CROPVISE RESEARCH, ST. CLAUDE, MN





**Active AgriScience Inc. DISCLAIMER:** Please read this limitation carefully as it impacts your legal rights. It is understood and agreed that Active AgriScience Inc. ("Active") does not guarantee that use of this Product will yield any specific results. Active's legal liability, and that of its employees or agents, arising from use of this product shall be limited to the cost paid for the product regardless of whether any loss arose from Active's own negligence or breach of contract or any other cause. Under no circumstances shall Active be liable, beyond the cost paid for the product, for direct, consequential, incidental, or special damages, including, but not limited to, damage or destruction of a crop, reduced yield from any crop, or contamination of any property. Use or sale of this product confirms acceptance of this limitation of legal liability.



**ACTIVE**<sup>™</sup>  
AgriScience  
[activeagriscience.com](http://activeagriscience.com)

209 - 31136 Peardonville Rd,  
Abbotsford, BC, V2T 6K2,  
Canada  
tel.: 604.864.0154  
fax: 604.864.0156  
t.free: 1.855.400.0154

*Distributed and supported by:*

***taurus.ag***

TECHNOLOGY PAST THE POINT OF NUTRITION<sup>™</sup>